



DAILY MARKET ANALYSIS – 17.11.2021

Agenda and Markets Overview

- The process of US President Joe Biden's decision to reappoint Jerome Powell as Fed chairman or to appoint Fed governor Lael Brainard continues. Biden told reporters yesterday that he expects to announce his candidacy for Fed chair "in the next four days".
- US Treasury Secretary Janet Yellen told lawmakers that if they fail to raise the statutory debt ceiling by December 15, they will put the US government at risk of default.
- St. Louis Fed President James Bullard stated that core inflation is rising and the Fed should be more hawkish in future meetings.
- San Francisco Fed President Mary Daly said that inflation is already high in the US, but inflation is likely to come down as the global economy recovers from the impact of the Covid-19 outbreak.
- US President Joe Biden said that he expects the \$1.75 trillion spending package, which he calls "Build Better Again," to pass Congress in a week. Economists and analysts of leading credit rating agencies believe that US President Joe Biden's \$1.75 trillion spending package will not create an inflationary pressure.
- Vice President Wang Qishan, who is the number two name of the Chinese administration, said that China and the world should work together to increase global economic growth. Speaking at the Bloomberg New Economy Forum in Singapore, Wang stressed that Beijing will continue to open its economy more to foreign investment as more and more countries increase their barriers with national security concerns.
- According to the report prepared by Bank of America, 465,000 people have withdrawn from the labor market since the beginning of the Covid-19 outbreak in the UK.
- Voyager Digital has announced that it has launched a debit card, where holders can now use cryptocurrencies for international payments and spending. The bank that processes the card will be Metropolitan Commercial Bank, while Usio will act as the program manager and processor of the card.
- American Petroleum Institute weekly crude oil inventories increased by 0.655 million barrels, expectation 1.550 million barrels, previous data -2,485 million barrels.
- Japan's trade balance is -67.4 billion yen in October, forecast -310.0 billion yen, previous data -624.1 billion yen.
- In Australia, the salary price index is 0.6% quarterly in the third quarter, the forecast was 0.5%, the previous data was 0.4%.
- The US 10-year bond yield was traded between 1.594% and 1.646% yesterday, closing at 1.637%. The last level today is 1.639%.
- Dollar index moved in the range of 95.40-95.97 yesterday, closing at 95.92. The last level today is 96.03.
- GBPUSD was traded in the range of 1.3405-1.3473 yesterday, while the closing was 1.3429. The last trading price today is 1.3422.
- Brent oil was traded in the range of 81.57-83.12 yesterday, closing was 82.34. Today, the last trades are at 80.00 in crude oil and 81.62 in brent oil.
- Ethereum was traded in the range of 4,106-4,560 yesterday, closing was 4,209. The last trading price today is 4.173.

Stock Markets

Mixed closings took place in European stock markets yesterday. DAX was up 0.61% at 16,247, FTSE 100 was down 0.34% at 7,326 and Euro Stoxx 50 was up 0.35% at 4,401. In the futures market, DAX is down 0.11%, FTSE 100 is down 0.40%, Euro Stoxx 50 is down 0.05%.

In the US, there were increases led by technology stocks. Dow Jones was up 0.15% at 36,142, S&P 500 was up 0.39% at 4,700 and Nasdaq was up 0.76% at 15,973. In the futures market, Dow Jones is down 0.04%, S&P 500 down 0.06% and Nasdaq down 0.07%.

In Asian stock markets, China is positively diverging today. Nikkei 225 is down 0.39% and 29,691, Shanghai is up 0.34% and 3,533, Hang Seng is down 0.69% and 25,537.

Cryptocurrency Market

#	Name	Symbol	Price (USD)	Market Cap	Vol (24H)	Total Vol	Chg (24H)	Chg (7D)
1	Bitcoin	BTC	59,617.7	\$1.14T	\$42.84B	29.72%	-2.08%	-9.26%
2	Ethereum	ETH	4,173.56	\$500.13B	\$25.51B	17.70%	-3.66%	-10.26%
3	Binance Coin	BNB	566.71	\$95.84B	\$3.36B	2.33%	-6.91%	-8.72%
4	Tether	USDT	1.0005	\$74.68B	\$91.65B	63.58%	+0.02%	+1.19%
5	Solana	SOL	214.313	\$65.65B	\$3.27B	2.27%	-5.86%	-9.05%
6	Cardano	ADA	1.8419	\$62.21B	\$3.32B	2.30%	-5.20%	-15.46%
7	XRP	XRP	1.08292	\$51.74B	\$4.47B	3.10%	-3.55%	-10.94%
8	Polkadot	DOT	40.03	\$40.07B	\$2.50B	1.74%	-5.43%	-19.38%
9	USD Coin	USDC	0.9995	\$34.88B	\$5.87B	4.07%	0%	+1.26%
10	Dogecoin	DOGE	0.235576	\$31.40B	\$2.13B	1.48%	-4.82%	-12.17%

XAU/USD

Gold's trading range was 1,849-1,877 yesterday and its closing was 1,850. The last trading price today is 1.853. Resistance levels are 1.865 and 1.875, support levels are 1.850 and 1.830.

RESISTANCE 1 / 1,865 RESISTANCE 2 / 1,875
SUPPORT 1 / 1,850 SUPPORT 2 / 1,830



DAX

The trading range of the index was 16,157-16,266 yesterday, while the closing was 16,247. In the futures market, the index is down 0.11%. The resistance levels are 16,250 and 16,525, the support levels are 16,175 and 16,030.

RESISTANCE 1 / 16,250 RESISTANCE 2 / 16,525
SUPPORT 1 / 16,175 SUPPORT 2 / 16,030



EUR/USD

The trading range of the pair was 1.1309-1.1358 yesterday, and the close was 1.1320. The last trading price today is 1.1300. The resistance levels are 1.1320 and 1.1350, the support levels are 1.1300 and 1.1270.

RESISTANCE 1 / 1.1320 RESISTANCE 2 / 1.1350
SUPPORT 1 / 1.1300 SUPPORT 2 / 1.1270



USD/TRY

The trading range of the pair yesterday was 10.0616-10.4242, and the close was 10.3383. The last trading price today is 10.4203. Resistance levels are 10.5000 and 10.5500, support levels are 10.2680 and 10.2000.

RESISTANCE 1 / 10.5000 RESISTANCE 2 / 10.5500
SUPPORT 1 / 10.2680 SUPPORT 2 / 10.2000



BTC/USD

Bitcoin's trading range yesterday was 58,638-63.624, closing 60,107. The last trading price today is 59,617. Resistance levels are 60,000 and 61,220, support levels are 59,130 and 57,650.

RESISTANCE 1 / 60,000 RESISTANCE 2 / 61,220
SUPPORT 1 / 59,130 SUPPORT 2 / 57,650





















• All the latest market values in the report refer to the values at the time of writing.

ECONOMIC CALENDAR

Time	Cur.	Imp.	Event	Actual	Forecast	Previous
Wednesday, November 17, 2021						
00:30	AUD	★ ★ ☆	Wage Price Index (QoQ) (Q3)	0.6%	0.5%	0.4%
00:30	AUD	★ ☆ ☆	Wage Price Index (YoY) (Q3)	2.2%	2.2%	1.7%
00:30	SGD	★ ☆ ☆	Non-Oil Exports (YoY) (Oct)	17.90%	15.00%	12.00%
00:30	SGD	★ ☆ ☆	Non-Oil Exports (MoM) (Oct)	4.20%	0.40%	1.00%
01:20	EUR	★ ★ ★	ECB President Lagarde Speaks ☎			
07:00	GBP	★ ☆ ☆	Core CPI (YoY) (Oct)		3.1%	2.9%
07:00	GBP	★ ☆ ☆	Core CPI MoM (MoM) (Oct)		0.4%	0.4%
07:00	GBP	★ ☆ ☆	Core PPI Output (YoY) (Oct)			5.9%
07:00	GBP	★ ☆ ☆	Core PPI Output (MoM) (Oct)			0.5%
07:00	GBP	★ ☆ ☆	Core RPI (MoM) (Oct)			0.4%
07:00	GBP	★ ☆ ☆	Core RPI (YoY) (Oct)			5.0%
07:00	GBP	★ ★ ☆	CPI (MoM) (Oct)		0.8%	0.3%
07:00	GBP	★ ★ ★	CPI (YoY) (Oct)		3.9%	3.1%
07:00	GBP	★ ☆ ☆	CPI, n.s.a (Oct)			112.40
07:00	GBP	★ ★ ☆	PPI Input (MoM) (Oct)		1.1%	0.4%
07:00	GBP	★ ☆ ☆	PPI Input (YoY) (Oct)		12.1%	11.4%
07:00	GBP	★ ☆ ☆	PPI Output (YoY) (Oct)		7.3%	6.7%
07:00	GBP	★ ☆ ☆	PPI Output (MoM) (Oct)		0.8%	0.5%
07:00	GBP	★ ☆ ☆	RPI (YoY) (Oct)		5.7%	4.9%
07:00	GBP	★ ☆ ☆	RPI (MoM) (Oct)		0.8%	0.4%
08:00	ZAR	★ ☆ ☆	Core CPI (YoY) (Oct)		3.2%	3.2%
08:00	ZAR	★ ★ ☆	Core CPI (MoM) (Oct)		0.2%	0.3%
08:00	ZAR	★ ☆ ☆	CPI (YoY) (Oct)		5.0%	5.0%
08:00	ZAR	★ ★ ☆	CPI (MoM) (Oct)		0.2%	0.2%
08:05	EUR	★ ★ ☆	German Buba Balz Speaks ☎			
09:00	EUR	★ ☆ ☆	Italian Trade Balance (Sep)			1.316B
09:00	EUR	★ ☆ ☆	Italian Trade Balance EU (Sep)			-0.28B
09:00	EUR	★ ★ ☆	ECB Financial Stability Review 📄			
10:00	EUR	★ ☆ ☆	Greek Unemployment Rate (Sep)			13.9%
10:00	EUR	★ ☆ ☆	Construction Output (MoM) (Sep)			-1.28%
10:00	EUR	★ ☆ ☆	Core CPI (MoM) (Oct)		0.3%	0.3%
10:00	EUR	★ ★ ☆	Core CPI (YoY) (Oct)		2.1%	2.1%
10:00	EUR	★ ★ ☆	CPI (MoM) (Oct)		0.8%	0.5%
10:00	EUR	★ ★ ★	CPI (YoY) (Oct)		4.1%	4.1%
10:00	EUR	★ ☆ ☆	CPI ex Tobacco (MoM) (Oct)			0.5%
10:00	EUR	★ ☆ ☆	CPI ex Tobacco (YoY) (Oct)			3.4%

10:00	EUR	☆☆☆	HICP ex Energy & Food (YoY) (Oct)	2.1%	2.1%
10:00	EUR	☆☆☆	HICP ex Energy and Food (MoM) (Oct)	0.3%	0.4%
10:40	EUR	☆☆☆	German 30-Year Bund Auction		0.350%
11:00	ZAR	☆☆☆	Retail Sales (YoY) (Sep)	-0.2%	-1.3%
11:30	INR	☆☆☆	M3 Money Supply		9.7%
12:00	USD	☆☆☆	MBA 30-Year Mortgage Rate		3.16%
12:00	USD	☆☆☆	MBA Mortgage Applications (WoW)		5.5%
12:00	USD	☆☆☆	MBA Purchase Index		278.4
12:00	USD	☆☆☆	Mortgage Market Index		658.1
12:00	USD	☆☆☆	Mortgage Refinance Index		2,841.0
12:30	SGD	☆☆☆	Trade Balance		4,999B
13:30	USD	☆☆☆	Building Permits (Oct)	1.638M	1,586M
13:30	USD	☆☆☆	Building Permits (MoM) (Oct)		-7.8%
13:30	USD	☆☆☆	Housing Starts (MoM) (Oct)		-1.6%
13:30	USD	☆☆☆	Housing Starts (Oct)	1,576M	1,555M
13:30	CAD	☆☆☆	Common CPI (YoY)		1.8%
13:30	CAD	☆☆☆	Core CPI (MoM) (Oct)		0.3%
13:30	CAD	☆☆☆	Core CPI (YoY) (Oct)		3.7%
13:30	CAD	☆☆☆	CPI (YoY) (Oct)	4.7%	4.4%
13:30	CAD	☆☆☆	CPI (MoM) (Oct)	0.7%	0.2%
13:30	CAD	☆☆☆	Median CPI (YoY)		2.8%
13:30	CAD	☆☆☆	Median CPI (YoY)		2.8%
13:30	CAD	☆☆☆	Trimmed CPI (YoY)		3.4%
14:00	EUR	☆☆☆	ECB's Schnabel Speaks 🗣️		
14:10	USD	☆☆☆	FOMC Member Williams Speaks 🗣️		
Tentative	CAD	☆☆☆	BoC Financial System Review 📄		
15:30	USD	☆☆☆	Crude Oil Inventories	1,398M	1,001M
15:30	USD	☆☆☆	EIA Refinery Crude Runs (WoW)		0.343M
15:30	USD	☆☆☆	Crude Oil Imports		-0.192M
15:30	USD	☆☆☆	Cushing Crude Oil Inventories		-0.034M
15:30	USD	☆☆☆	Distillate Fuel Production		0.035M
15:30	USD	☆☆☆	EIA Weekly Distillates Stocks	-1,229M	-2,613M
15:30	USD	☆☆☆	Gasoline production		-0.122M
15:30	USD	☆☆☆	Heating Oil Stockpiles		-0.030M
15:30	USD	☆☆☆	EIA Weekly Refinery Utilization Rates (WoW)	0.7%	0.4%
15:30	USD	☆☆☆	Gasoline Inventories	-0.575M	-1,555M

15:30	 USD	☆☆☆	Gasoline Inventories	-0.575M	-1.555M
16:00	 USD	☆☆☆	FOMC Member Bowman Speaks 		
16:30	 EUR	☆☆☆	German Buba Vice President Buch Speaks 		
17:30	 BRL	☆☆☆	Foreign Exchange Flows		-1.732B
17:40	 USD	☆☆☆	Fed Waller Speaks 		
17:40	 USD	☆☆☆	FOMC Member Daly Speaks 		
18:00	 USD	☆☆☆	20-Year Bond Auction		2.100%
18:30	 EUR	☆☆☆	ECB President Lagarde Speaks 		
21:10	 USD	☆☆☆	FOMC Member Bostic Speaks 		
21:45	 NZD	☆☆☆	PPI Input (QoQ) (Q3)		3.0%
21:45	 NZD	☆☆☆	PPI Output (QoQ) (Q3)		2.6%
22:05	 USD	☆☆☆	Chicago Fed President Evans Speaks 		
23:50	 JPY	☆☆☆	Core Machinery Orders (YoY) (Sep)	17.4%	17.0%
23:50	 JPY	☆☆☆	Foreign Bonds Buying		1.289.8B
23:50	 JPY	☆☆☆	Foreign Investments in Japanese Stocks		147.0B

LEGAL DISCLAIMER: The texts, information and graphics in this report and the comments are the first sources available in good faith and their accuracy, validity and effectiveness, in short, in any form, form and name, without constituting any guarantee, guarantee, and only information on the basis of any decision. Compiled in order to obtain. From the comments in these reports; Efor Forex and its employees are not responsible for any damages that may arise in matters such as missing information and / or updates. Efor Forex can change and / or eliminate such information and recommendations at any time, in no way and in any way, without the need for prior notice and / or warning.

This report and comments, prepared for the purpose of providing information in general, comprehensive information,

Since it does not contain any commitment of Efor Forex in any way and in any way, the decisions to be taken, the results to be reached, the transactions to be carried out and any risks that may occur will be their own and will be exclusive to these persons. For this reason, this report, comments and information on the basis of the decisions to be taken by private and / or legal persons, the results to be reached, all kinds of material and moral damages, loss of profit, loss of profit, under whatever name the concerned parties or third parties Efor Forex and its employees will not be liable for any direct and / or consequential damages and losses, and the concerned parties do not have the right to claim any compensation from Efor Forex and its employees under any name whatsoever for the damages incurred / to be incurred. they know and accept. This report, comment and the information contained in the "investment advisory" service and / or has no activity; people and institutions who want to receive investment consultancy services,

It is obligatory to contact the institutions and organizations authorized to provide the service and to receive this service in return for a contract. The comments and recommendations contained herein are based on the personal opinions of those who have made comments and recommendations. Since these opinions are generally arranged within the scope of general investment consultancy activity and do not contain personal reports, comments and recommendations, they may not be appropriate for your financial situation and risk and return preferences. Therefore, making an investment decision based solely on the information contained herein may not produce results in line with your expectations.