



---

## DAILY MARKET ANALYSIS – 12.11.2021

### Agenda and Markets Overview

- Senior White House officials do not think that Fed Chairman Jerome Powell's sale of his stake in an equity index fund last year will prevent him from being appointed to the presidency for a second term, Bloomberg has learned from sources familiar with the matter.
- Japan and the USA stated that they aim to work together in the realization of the "free and open Indo-Pacific" vision by strengthening their bilateral cooperation.
- US President Joe Biden will appoint an executive to oversee the implementation of the \$1.2 trillion infrastructure investment package approved by the Senate in August and the House of Representatives last week.
- Goldman Sachs analysts expect EURUSD to move in the 1.16-1.18 band next year.
- GBPUSD parity fell to the lowest level of 2021 this morning, with the data indicating that the British economy has lost momentum, and the dollar strengthened the expectations that the 30-year peak inflation in the USA will lead the Fed to raise interest rates earlier.
- Britain's Brexit Minister Frost will signal that the British government will reiterate its efforts to reach an agreement on the Northern Ireland Protocol and will engage in intense negotiations on this issue in the next few weeks, in a meeting with EU Commission Vice President Sefcovic.
- The Bank of Mexico (Banxico) increased the interest rate by 25 basis points to 5.0%, as expected.
- Sotheby's, the 277-year-old historical art auction house, announced on Thursday that it will be open to Ethereum bids for Banksy's works. The institution announced that it will accept Bitcoin through Coinbase in its previous auctions.
- The Employment and Social Affairs Committee of the European Parliament (EP) demanded that the determination of wages through bargaining and collective bargaining agreements be widespread in the European Union (EU) countries.
- The number of coronavirus cases in Germany continues to increase. According to Robert Koch Institute (RKI) data, 46,640 new cases were identified in the last 24 hours and the total number of cases reached 4,942,890.
- Business PMI in New Zealand rose to 54.3 in October, previous data was 51.4.
- The US 10-year bond yield was traded in the range of 1.551-1.599% yesterday, closing was 1.596%. The last level today is 1.565%.
- Dollar index moved in the range of 94.84-95.19 yesterday, closing at 95.15. The last level today is 95.20.
- GBPUSD was traded in the range of 1.3359-1.3433 yesterday, while the closing was 1.3370. The last trading price today is 1.3367.
- Brent oil was traded between 81.68-83.40 yesterday, closing was 82.53. Today, the last trades are at 80.89 for crude oil and 82.11 for brent oil.
- Ethereum was traded in the range of 4,580-4,783 yesterday, closing was 4,723. The last trading price today is 4.739.

## Stock Markets

European stock markets completed yesterday in the green zone led by the FTSE 100. DAX was up 0.10% at 16,083, FTSE 100 was up 0.60% at 7,384, and Euro Stoxx 50 was up 0.21% at 4,358. In the futures market, DAX is up 0.13%, FTSE 100 is up 0.02%, Euro Stoxx 50 is up 0.09%.

In the USA, Dow Jones diverged negatively yesterday. Dow Jones was down 0.44% at 35,921, S&P 500 up 0.06% at 4,649, and Nasdaq up 0.52% at 15,704. In the futures market, Dow Jones is up 0.13%, S&P 500 up 0.14% and Nasdaq up 0.23%.

Japan shows strong performance in Asian stock markets today. Nikkei 225 is up 1.18% and 29,623, Shanghai is up 0.28% and 3,542, Hang Seng is up 0.14% and 25,282.

## Cryptocurrency Market

#	Name	Symbol	Price (USD)	Market Cap	Vol (24H)	Total Vol	Chg (24H)	Chg (7D)
1	Bitcoin	BTC	64,689.3	\$1.22T	\$35.62B	28.56%	+0.02%	+3.97%
2	Ethereum	ETH	4,739.2	\$561.02B	\$17.99B	14.43%	+1.80%	+4.54%
3	Binance Coin	BNB	628.41	\$104.92B	\$2.13B	1.71%	+0.67%	+7.02%
4	Tether	USDT	1	\$73.80B	\$82.71B	66.31%	+0.04%	-0.18%
5	Solana	SOL	230.671	\$69.86B	\$2.53B	2.03%	-5.06%	-5.14%
6	Cardano	ADA	2.0644	\$68.92B	\$3.28B	2.63%	-2.50%	+3.08%
7	XRP	XRP	1.20547	\$56.91B	\$4.72B	3.78%	-1.43%	+1.34%
8	Polkadot	DOT	46.57	\$46.03B	\$1.69B	1.35%	-4.24%	-11.78%
9	Dogecoin	DOGE	0.261148	\$34.48B	\$1.50B	1.20%	+0.36%	-0.05%
10	USD Coin	USDC	0.9998	\$34.41B	\$5.41B	4.34%	+0.03%	-0.08%

## XAU/USD

Gold's trading range was 1,842-1,866 yesterday and its closing was 1,861. The last trading price today is 1,858. Resistance levels are 1,865 and 1,875, support levels are 1,850 and 1,830.

**RESISTANCE 1 / 1,865      RESISTANCE 2 / 1,875**  
**SUPPORT 1 / 1,850      SUPPORT 2 / 1,830**



## DAX

The trading range of the index was 16,032-16,114 yesterday, while the closing was 16,083. In the futures market, the index is up 0.13%. The resistance levels are 16,085 and 16,300, the support levels are 16,030 and 15,800.

**RESISTANCE 1 / 16,085      RESISTANCE 2 / 16,300**  
**SUPPORT 1 / 16,030      SUPPORT 2 / 15,800**



## EUR/USD

The trading range of the pair was 1.1443-1.1487 yesterday, and the close was 1.1449. The last trading price today is 1.1444. Resistance levels are 1.1465 and 1.1500, support levels are 1.1445 and 1.1420.

**RESISTANCE 1 / 1.1465      RESISTANCE 2 / 1.1500**  
**SUPPORT 1 / 1.1445      SUPPORT 2 / 1.1420**



## USD/TRY

The trading range of the pair yesterday was 9.8446-9.9752, and the close was 9.9152. The last trading price today is 9.9751. The resistance levels are 9.9800 and 10,0000, the support levels are 9.9570 and 9.8985.

**RESISTANCE 1 / 9.9800      RESISTANCE 2 / 10.0000**  
**SUPPORT 1 / 9.9570      SUPPORT 2 / 9.8985**



## BITCOIN

Bitcoin's trading range was 64,133-65,600 yesterday, and the closing was 64,822. The last trading price today is 64,689. Resistance levels are 64,900 and 66,095, support levels are 64,300 and 62,630.




















**RESISTANCE 1 / 64,900      RESISTANCE 2 / 66,095**  
**SUPPORT 1 / 64,300      SUPPORT 2 / 62,630**



• All the latest market values in the report refer to the values at the time of writing.

## ECONOMIC CALENDAR

Time	Cur.	Imp.	Event	Actual	Forecast	Previous
Friday, November 12, 2021						
00:00	AUD	☆☆☆	MI Inflation Expectations	4.6%		3.6%
02:00	JPY	☆☆☆	Thomson Reuters IPSOS PCSI (Nov)	45.84		44.44
02:00	CNY	☆☆☆	China Thomson Reuters IPSOS PCSI (Nov)	72.60		72.43
16 min	EUR	☆☆☆	Finnish CPI (YoY) (Oct)			2.5%
16 min	EUR	☆☆☆	Finnish Current Account (Sep)			0.40B
16 min	EUR	☆☆☆	Finnish GDP (YoY) <i>P</i>			4.6%
16 min	EUR	☆☆☆	Finnish GDP (QoQ) <i>P</i>			2.1%
07:00	GBP	☆☆☆	Labour Productivity <i>P</i>			4.3%
07:00	NOK	☆☆☆	GDP (QoQ) (Q3)			1.1%
07:00	NOK	☆☆☆	GDP Mainland (QoQ) (Q3)		1.5%	1.4%
07:30	CHF	☆☆☆	PPI (MoM) (Oct)			0.2%
07:30	CHF	☆☆☆	PPI (YoY) (Oct)			4.5%
07:45	EUR	☆☆☆	French CPI (MoM) (Oct)		0.4%	-0.2%
08:00	EUR	☆☆☆	Spanish CPI (YoY) (Oct)		5.5%	4.0%
08:00	EUR	☆☆☆	Spanish CPI (MoM) (Oct)		2.0%	0.8%
08:00	EUR	☆☆☆	Spanish HICP (YoY) (Oct)		5.5%	4.0%
08:00	EUR	☆☆☆	Spanish HICP (MoM) (Oct)		1.7%	1.1%
08:00	CNY	☆☆☆	M2 Money Stock (YoY)			8.3%
08:00	CNY	☆☆☆	New Loans			1,660.0B
Tentative	CNY	☆☆☆	Outstanding Loan Growth (YoY)			11.9%
Tentative	CNY	☆☆☆	Chinese Total Social Financing			2,900.0B
08:30	HKD	☆☆☆	GDP (QoQ) (Q3)			0.1%
08:30	HKD	☆☆☆	GDP (YoY) (Q3)			5.4%
09:30	EUR	☆☆☆	Portuguese GDP (QoQ)			2.9%
09:30	EUR	☆☆☆	Portuguese GDP (YoY)			4.2%
10:00	EUR	☆☆☆	Industrial Production (YoY) (Sep)		4.1%	5.1%
10:00	EUR	☆☆☆	Industrial Production (MoM) (Sep)		-0.5%	-1.6%
11:00	EUR	☆☆☆	Italy Thomson Reuters IPSOS PCSI (Oct)			48.31
11:30	INR	☆☆☆	FX Reserves, USD			642.02B
12:00	INR	☆☆☆	CPI (YoY) (Oct)		4.32%	4.35%
12:00	INR	☆☆☆	Cumulative Industrial Production (Sep)			28.80%
12:00	INR	☆☆☆	Industrial Production (YoY) (Sep)		4.8%	11.9%
12:00	INR	☆☆☆	Manufacturing Output (MoM) (Sep)			9.7%
12:00	BRL	☆☆☆	Brazilian Service Sector Growth (MoM) (Sep)		0.5%	0.5%

12:00	 BRL	☆☆☆	Brazilian Service Sector Growth (YoY) (Sep)	13.5%	16.7%
13:50	 EUR	☆☆☆	ECB's Lane Speaks 		
14:00	 GBP	☆☆☆	MPC Member Haskel Speaks 		
15:00	 USD	☆☆☆	JOLTs Job Openings (Sep)	10.300M	10.438M
15:00	 USD	☆☆☆	Michigan 5-Year Inflation Expectations (Nov)		2.90%
15:00	 USD	☆☆☆	Michigan Consumer Expectations (Nov) 	70.0	67.9
15:00	 USD	☆☆☆	Michigan Consumer Sentiment (Nov) 	72.4	71.7
15:00	 USD	☆☆☆	Michigan Current Conditions (Nov) 	80.0	77.7
15:00	 USD	☆☆☆	Michigan Inflation Expectations (Nov) 		4.8%
17:10	 USD	☆☆☆	FOMC Member Williams Speaks 		
18:00	 USD	☆☆☆	U.S. Baker Hughes Oil Rig Count		444
18:00	 USD	☆☆☆	U.S. Baker Hughes Total Rig Count		544

LEGAL DISCLAIMER: The texts, information and graphics in this report and the comments are the first sources available in good faith and their accuracy, validity and effectiveness, in short, in any form, form and name, without constituting any guarantee, guarantee, and only information on the basis of any decision. Compiled in order to obtain. From the comments in these reports; Efor Forex and its employees are not responsible for any damages that may arise in matters such as missing information and / or updates. Efor Forex can change and / or eliminate such information and recommendations at any time, in no way and in any way, without the need for prior notice and / or warning.

This report and comments, prepared for the purpose of providing information in general, comprehensive information,

Since it does not contain any commitment of Efor Forex in any way and in any way, the decisions to be taken, the results to be reached, the transactions to be carried out and any risks that may occur will be their own and will be exclusive to these persons. For this reason, this report, comments and information on the basis of the decisions to be taken by private and / or legal persons, the results to be reached, all kinds of material and moral damages, loss of profit, loss of profit, under whatever name the concerned parties or third parties Efor Forex and its employees will not be liable for any direct and / or consequential damages and losses, and the concerned parties do not have the right to claim any compensation from Efor Forex and its employees under any name whatsoever for the damages incurred / to be incurred. they know and accept. This report, comment and the information contained in the "investment advisory" service and / or has no activity; people and institutions who want to receive investment consultancy services,

It is obligatory to contact the institutions and organizations authorized to provide the service and to receive this service in return for a contract. The comments and recommendations contained herein are based on the personal opinions of those who have made comments and recommendations. Since these opinions are generally arranged within the scope of general investment consultancy activity and do not contain personal reports, comments and recommendations, they may not be appropriate for your financial situation and risk and return preferences. Therefore, making an investment decision based solely on the information contained herein may not produce results in line with your expectations.